

COMPANY _____

YOUR REF _____

ORDER DATE _____

REQ'D W/C _____
(4 wk lead time)

APERTURE HEIGHT _____

WIDTH _____

DOOR STYLES (please circle choice)


SOFT CLOSE: YES NO

200 SERIES


400 SERIES

DOUBLE SIDED


SINGLE SIDED




Single



Three Equal



Letterbox



Four Equal

DOOR 1 FRONT 1 _____ 2 _____ 3 _____ 4 _____

BACK 1 _____ 2 _____ 3 _____ 4 _____

DOOR 2 FRONT 1 _____ 2 _____ 3 _____ 4 _____

BACK 1 _____ 2 _____ 3 _____ 4 _____

DOOR 3 FRONT 1 _____ 2 _____ 3 _____ 4 _____

BACK 1 _____ 2 _____ 3 _____ 4 _____

DOOR 4 FRONT 1 _____ 2 _____ 3 _____ 4 _____

BACK 1 _____ 2 _____ 3 _____ 4 _____

SIGNED _____

PRINTED _____